

## Lecture 4: Temperature

### 1 Introduction

In the last lecture, we considered an ideal gas that is completely specified by the positions  $\vec{q}_i$  and momenta  $\vec{p}_i$  of the  $N$  molecules. We found the total number of states of the gas for large  $N$  was

$$\Omega(N, V, E) = e^{\frac{3}{2}N} \left( \frac{V}{(\Delta q \Delta p)^3} \right)^N \left( \frac{4\pi m E}{3N} \right)^{\frac{3N}{2}} \quad (1)$$

Then we asked how many fewer states were accessible if we know the velocity of single molecule. This told us the probability that the molecule had that velocity, leading to the Maxwell-Boltzmann velocity distribution

$$P(\vec{v}) = \left( \frac{3m}{4\pi\bar{\epsilon}} \right)^{3/2} e^{-\frac{3}{4\bar{\epsilon}}m\vec{v}^2}, \quad P(v) = 4\pi v^2 \left( \frac{3m}{4\pi\bar{\epsilon}} \right)^{3/2} e^{-\frac{3mv^2}{4\bar{\epsilon}}} \quad (2)$$

where  $\bar{\epsilon} = \frac{E}{N}$ .

The key to the computation of the Maxwell-Boltzmann distribution is that the number of states  $\Omega(N, V, E)$  is an extremely rapidly varying function of energy,  $\Omega \sim E^{3N/2}$ . In this lecture we will see how to use the rapid variation of  $\Omega$  to extract some general features of arbitrary systems. This will lead to the concept of temperature, as a constant among systems that can exchange energy.

### 2 Temperature

We defined  $\Omega(E, V, N)$  for a system as the number of microstates compatible with some macroscopic parameters. What happens if we have two different types of systems that can interact? For example, nitrogen and oxygen gas in the air around you. The gas molecules can collide with each other and exchange energy, but the two types of gas are still distinct. What can we say about how the energy of the system is distributed among the two gases in equilibrium?

Say the total energy of both gases combined is  $E$ . By energy conservation,  $E$  does not change with time. So if there is energy  $E_1$  in one gas, then the other gas has to have energy  $E_2 = E - E_1$ . Then the number of states with this partitioning is given by

$$\Omega(E, E_1) = \Omega_1(E_1)\Omega_2(E - E_1) \quad (3)$$

where  $\Omega_1(E)$  and  $\Omega_2(E)$  are the number of microstates of the two gases separately. The functions  $\Omega_1$  and  $\Omega_2$  do *not* have to be the same function, we just suppress their additional arguments for simplicity.

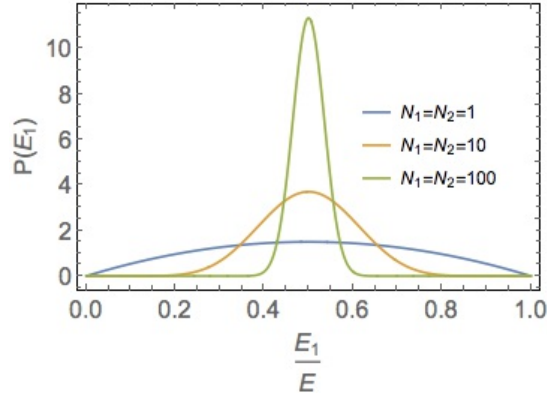
Now, the postulate of equal a priori probabilities implies that the probability of finding a system in a set of states is directly proportional to the number of states. Thus

$$P(E_1) = C \times \Omega_1(E_1)\Omega_2(E - E_1) \quad (4)$$

for some  $C$ , determined by normalizing the probabilities so that they integrate to 1.

For example, let's say these are ideal monatomic gases where  $\Omega \sim E^{3N}$ . Then

$$P(E_1) = C' \times E_1^{\frac{3N_1}{2}} (E - E_1)^{\frac{3N_2}{2}} = \quad (5)$$



where  $N_1$  and  $N_2 = N - N_1$  are the numbers of the different types of gasses and the normalization  $C' = E^{-1 - \frac{3N}{2}} \frac{(1 + \frac{3N}{2})!}{\frac{3N_1! 3N_2!}{2}}$  depends only on the total energy  $E = E_1 + E_2$ , not on how the energy is distributed. We see from the plot that already for  $N = 100$  the central limit theorem is kicking in and the function is approaching a Gaussian with ever narrower width (plotting a Gaussian on top of the  $N = 100$  curve is indistinguishable). Note that the central limit applies here because the energy  $E_1$  is the sum over possible values of the energies of the all the particles; we're summing over independent draws from a flat distribution.<sup>1</sup>

What is the expected value of  $E_1$ ? For a Gaussian (which  $P(E_1)$  approaches at large  $N$ ) the mean is the same as the most probable value, and generally the most probable value is easier to compute (it's easier to differentiate than to integrate). The most probable value of  $E_1$ , is the one for which  $\frac{\partial P(E_1)}{\partial E_1} = 0$ . For our function  $P(E_1) = C' \times E_1^{\frac{3N_1}{2}} (E - E_1)^{\frac{3N_2}{2}}$  we have

$$\frac{\partial P}{\partial E_1} = \frac{3}{2} P(E_1) \left[ \frac{N_1}{E_1} - \frac{N_2}{E - E_1} \right] \quad (6)$$

Setting this equal to zero implies that the most probable value (denoted by  $\langle E_1 \rangle$  since it is also the mean) is  $\langle E_1 \rangle = E \frac{N_1}{N_1 + N_2}$  so that

$$\frac{\langle E_1 \rangle}{N_1} = \frac{\langle E_2 \rangle}{N_2} = \frac{E}{N} \quad (7)$$

Thus the average energies are equal. Since the function is so wildly varying, it is natural to expand its logarithm. When we Taylor expand  $\ln P(E, E_1)$  around  $E_1 = \langle E_1 \rangle = E \frac{N_1}{N}$  we find

$$\ln P(E_1) = -\frac{3}{4} (N_1 + N_2) \frac{(E_1 - \langle E_1 \rangle)^2}{\langle E_1 \rangle \langle E_2 \rangle} + \dots \quad (8)$$

Writing this quadratic term as  $-\frac{1}{2} \frac{(E_1 - \langle E_1 \rangle)^2}{\sigma^2}$  as for a Gaussian we can identify

$$\sigma = \sqrt{\frac{2 \langle E_1 \rangle \langle E_2 \rangle}{3(N_1 + N_2)}} \quad (9)$$

Thus we see that the width scales like  $\sigma \sim \sqrt{\frac{1}{N}}$  at large  $N_1$  or  $N_2$ . For  $10^{24}$  particles, the chance of finding the configuration with anything other than the most probable energy allocation scales like  $e^{-N} \sim e^{-10^{23}}$ : this is exponentially exponentially small!

Now, let's generalize this to situations where we do not know the explicit form of  $\Omega(E)$ . Starting only with Eq. (4),

$$\frac{\partial P}{\partial E_1} = C \left[ \frac{\partial \Omega_1(E_1)}{\partial E_1} \Omega_2(E - E_1) + \Omega_1(E_1) \frac{\partial \Omega_2(E - E_1)}{\partial E_1} \right]_{E_1 = \langle E_1 \rangle} \quad (10)$$

1. To verify the convergence to a Gaussian analytically, you can check that the skewness  $S = \frac{\langle (E_1 - \langle E_1 \rangle)^3 \rangle}{\sigma^3}$  and higher moments go to their Gaussian values as  $N \rightarrow \infty$  as discussed in Lecture 1.

Using that  $E = E_1 + E_2$  is fixed, then  $\frac{\partial}{\partial E_1} = -\frac{\partial}{\partial E_2}$  and so we can rewrite the second term to get

$$\frac{\partial P}{\partial E_1} = C\Omega_1(E_1)\Omega_2(E_2) \left[ \frac{1}{\Omega_1(E_1)} \frac{\partial \Omega_1(E_1)}{\partial E_1} - \frac{1}{\Omega_2(E_2)} \frac{\partial \Omega_2(E_2)}{\partial E_2} \right]_{E_1=\langle E_1 \rangle, E_2=E-\langle E_1 \rangle} \quad (11)$$

Setting this equal to zero and writing  $\frac{1}{f} \frac{df}{dx} = \frac{d \ln f}{dx}$  we then have,

$$\boxed{\left. \frac{\partial \ln \Omega_1(E)}{\partial E} \right|_{E=\langle E_1 \rangle} = \left. \frac{\partial \ln \Omega_2(E)}{\partial E} \right|_{E=\langle E_2 \rangle}} \quad (12)$$

This motivates us to define the quantity

$$\beta \equiv \frac{\partial \ln \Omega(E)}{\partial E} \quad (13)$$

Then Eq. (12) implies that  $\beta_1 = \beta_2$  in equilibrium. So, even without specifying  $\Omega$  we can say quite generally that there is a quantity which *is* equal in equilibrium:  $\beta$ .

It is customary to write

$$\beta = \frac{1}{k_B T} \quad (14)$$

where  $T$  called the **temperature** and  $k_B = 1.38 \times 10^{-23} \frac{J}{K}$  a constant called **Boltzmann's constant** that converts units from temperature to energy.

So we have found that **any two systems that can exchange energy will be at the same temperature in equilibrium.**

Of course, we have not yet shown that this temperature is the same thing as what we measure with a thermometer. To do that, all we have to do is show that the thing measured by one kind of thermometer is inversely proportional to  $\beta$ . We will do this for mercury bulb thermometers in the next lecture. Then since any two systems in equilibrium will be at the same temperature, we can identify temperature as the thing measured by any thermometer.

## 2.1 Entropy

We also define the **entropy** as

$$S(N, V, E) \equiv k_B \ln \Omega \quad (15)$$

Entropy is a critical element of statistical mechanics and we start to study it in Lecture 5 then study it in depth in Lecture 6. We just introduce it here as a symbol, related mathematically to the logarithm of  $\Omega$ . We then find

$$\frac{1}{T} = \frac{\partial S(N, V, E)}{\partial E} \quad (16)$$

This is the first of many thermodynamic relations that we encounter as we go along.

## 3 Temperature of a monatomic ideal gas

We will spend a lot of time studying ideal gases. For an ideal gas, we make two assumptions

1. The molecules are pointlike, so they take up no volume.
2. The molecules only interact when they collide.

The second point means we ignore van der Waals forces, Coulombic attraction, dipole-dipole interactions, etc. Most gases act like ideal gases to an excellent approximation, and in any case, the ideal gas approximation makes a good starting point for the study of any gas. That is, we can add in effects of finite volume or molecular attraction as small perturbations to ideal gas behavior. The most ideal gases are the noble gases, helium, xenon, etc. These gases are monatomic. Diatomic gases, like  $H_2$  or  $O_2$  are very close to ideal as well. A big difference is that diatomic and polyatomic molecules can store energy in vibrational and rotational modes, while monatomic gases only store energy in the kinetic motion of the atoms. Bigger molecules like  $CH_4$  tend to be less ideal (their volume is more relevant), but the ideal gas approximation still works for them quite well.

For a monatomic ideal gas, we already computed the number of states  $\Omega$  in Eq. (1). Taking the logarithm and multiplying by  $k_B$  gives the entropy as defined in Eq. (15):

$$S = Nk_B \left[ \ln V + \frac{3}{2} \ln \left( \frac{4\pi m E}{3N[\Delta p \Delta q]^2} \right) + \frac{3}{2} \right] \quad (17)$$

We will call this the classical Sackur-Tetrode equation.

The classical Sackur-Tetrode is not quite right, but it is close. You are not expected to understand this yet, but the correct formula for an ideal gas is the **Sackur-Tetrode equation**:

$$S = Nk_B \left[ \ln \frac{V}{N} + \frac{3}{2} \ln \left( \frac{4\pi m E}{3Nh^2} \right) + \frac{5}{2} \right] \quad (18)$$

There are 3 differences between this and the classical one we derived. The first is that  $\Delta p \Delta q$  is replaced by  $h$ . This follows from quantum mechanics by the uncertainty principle (see Lecture 10). With  $h$  instead of  $\Delta p \Delta q$  we can talk about the absolute size of entropy (i.e. how big is  $S$ ?), rather than just differences of entropy (i.e.  $S(E_1) - S(E_2)$  where  $h$  and  $\Delta p \Delta q$  drop out). The other two differences are that  $V$  gets replaced by  $V/N$  and the  $\frac{3}{2}$  is replaced by  $\frac{5}{2}$ . Both of these changes come from replacing  $V$  by  $\frac{V}{N!}$  in Eq. (1) and using Stirling's approximation. The  $N!$  comes from saying that the particles are *indistinguishable*, so saying particle 1 is in position 1 and particle 2 in position 2 is an identical configuration to the particles being in opposite places. Thus we have overcounted by the number of independent microstates by  $N!$ . We'll talk about distinguishability in Lecture 6 and quantum mechanics in Lecture 10. For now, we'll stick with the classical Sackur-Tetrode equation, Eq. (17) since it's the one we actually derived.

We can now compute the temperature of a monatomic ideal gas from Eq. (16):

$$\frac{1}{T} = \frac{\partial S(N, V, E)}{\partial E} = \frac{3}{2} Nk_B \frac{1}{E} \quad (19)$$

Thus,

$$E = \frac{3}{2} Nk_B T \quad (20)$$

The average energy per molecule is

$$\bar{\varepsilon} = \frac{E}{N} = \frac{3}{2} k_B T \quad (21)$$

Next, recall the Maxwell-Boltzmann distribution for momenta

$$\frac{d^3 P(\vec{p})}{dp^3} = \left( \frac{3}{4\pi m \bar{\varepsilon}} \right)^{3/2} e^{-\frac{1}{\bar{\varepsilon}} \frac{3\vec{p}^2}{4m}} \quad (22)$$

Using Eq. (21) this becomes

$$\boxed{\frac{d^3 P(\vec{p})}{dp^3} = \left( \frac{1}{2\pi m k_B T} \right)^{3/2} e^{-\frac{1}{k_B T} \frac{\vec{p}^2}{2m}}} \quad (23)$$

As we will see, this is a special case of a general result, that in thermal equilibrium, the chance of finding something energy  $\varepsilon$  is  $P(\varepsilon) = e^{-\varepsilon/k_B T}$  (cf. Eq. (72) below).

Still for the monatomic ideal gas, the average energy in kinetic energy in the  $x$  direction is

$$\left\langle \frac{p_x^2}{2m} \right\rangle = \int d^3 p \frac{p_x^2}{2m} \frac{d^3 P(\vec{p})}{dp^3} = \int dp_x dp_y dp_z \frac{p_x^2}{2m} \left( \frac{1}{2\pi m k_B T} \right)^{3/2} e^{-\frac{1}{k_B T} \frac{p_x^2 + p_y^2 + p_z^2}{2m}} = \frac{1}{2} k_B T \quad (24)$$

The same integral gives that the average energy in  $p_y$  and  $p_z$  are also both  $\frac{1}{2} k_B T$ . Adding these up,

$$\left\langle \frac{\vec{p}^2}{2m} \right\rangle = \frac{3}{2} k_B T \quad (25)$$

Thus we can interpret the  $\frac{3}{2}$  in Eq. (21) as saying that there are 3 degrees of freedom for the energy to be stored in for this monatomic gas: kinetic energy in  $p_x$ ,  $p_y$  and  $p_z$ . Each kinetic energy degree of freedom gets  $\frac{1}{2} k_B T$  of energy.

It may be worth building a little intuition for the size of  $k_B T$ . At room temperature  $k_B T = 25$  meV. Thus the kinetic energy of any given molecule at room temperature is 36 meV. You can compare this to the typical electronic excitation energy, or order 1 Rydberg = 13 eV. So typical kinetic energies are way too small to excite electronic excitations (vibrational excitations are lower energy than electronic ones, in the sub-eV range, while rotational excitations are even lower, in the meV range, see below). Boltzmann's constant  $k_B \sim 10^{-23} \text{ J/K}$  is about as small as Avogadro's number is big. That's because it measures the typical energy of a molecule, so the energy of a whole mole of molecules is in the Joule range which is macroscopic (1 J is about the energy in a heartbeat). The ideal gas constant is a mole of Boltzmann's constants:  $R = k_B N_A = 8.3 \frac{\text{J}}{\text{mol} \cdot \text{K}}$ .

## 4 Equipartition theorem

Recall that for a monatomic ideal gas the energy is quadratic in all the momenta components:

$$E = \frac{1}{2m} [p_{1x}^2 + \dots + p_{Nx}^2 + p_{1y}^2 + \dots + p_{Ny}^2 + p_{1z}^2 + \dots + p_{Nz}^2] \quad (26)$$

There are  $3N$  components in the sum and each gets  $\frac{1}{2}k_B T$  of energy on average so the total energy is  $E = \frac{3}{2}Nk_B T$ . If there weren't  $3N$  components in the sum, but rather  $f$  components, each would still get  $\frac{1}{2}k_B T$  of energy and the total energy would be  $\frac{f}{2}k_B T$ . This happens for example with rotational and vibrational modes of diatomic or polyatomic molecules (we'll get to these soon). The general calculation is summarized in

- The **equipartition theorem**: in equilibrium, the available energy is distributed equally among available quadratic modes of any system, each getting  $\frac{1}{2}k_B T$

A **mode** is an independent excitation of the system, like momentum, or vibration, or rotation, or normal modes on a string. Technically speaking, mode means "normal mode" as in 15c, which is an eigenvalue of the Hamiltonian for small displacements from equilibrium. A **quadratic mode** is one for which the energy depends on the square of the phase space coordinate. The word *available* in this theorem is important too. Classically, all modes are available. Due to quantum mechanics, however, modes always have a lowest energy  $\varepsilon$  that can possibly be in that mode. So if  $k_B T < \varepsilon$  for a given mode, then the mode is not available and is not included in the equipartition theorem. We'll see how this works in Section 5.1 below.

By the way, this theorem was proposed in 1859 by Maxwell, but without the words "quadratic" and "available". Without these words, it's sometimes called the "classical equipartition theorem". Most of the time the classical version is correct: almost all excitations are quadratic (momentum, vibrations, rotations), and almost all modes are usually available. However, to understand the theorem from the modern perspective, it is important to understand what happens with non-quadratic modes (next section), and how modes become not available (Section 5.1).

### 4.1 Non-quadratic modes

What is special about quadratic modes? In chemistry, where the equipartition theory was first understood, the possible excitations of molecules are either kinetic, vibrational, or rotational, all of which lead to quadratic dependence of the energy on the displacement (see Eq. (38) below, for example). In physics, systems are more varied. For example, a system in which the energy is linear in the variable is the kinetic energy of an ultrarelativistic gas. Such gases are present in stars for example (as we'll discuss in Lecture 15). The relativistic formula for energy is

$$\varepsilon = \sqrt{m^2 c^4 + c^2 p^2} \approx \begin{cases} cp + \dots & , p \gg mc \\ mc^2 + \frac{p^2}{2m} + \dots & , p \ll mc \end{cases} \quad (27)$$

where  $p = |\vec{p}|$ . For  $p \ll mc$  energy reduces to  $mc^2 + \frac{1}{2} \frac{\vec{p}^2}{m}$  which is the rest mass energy plus a quadratic part, the non-relativistic kinetic energy. For  $p \gg mc$  energy reduces to  $\varepsilon = cp$  which is linear in the variable.

It is not hard to repeat the calculation we did for the non-relativistic momentum for a situation in which the energy is linear. Energy for  $N$  particles is

$$E = c(p_1 + p_2 + \dots + p_N) \quad (28)$$

where  $p_j = |\vec{p}_j|$ . Thus

$$\Omega_N(E) = \left(\frac{1}{\Delta p}\right)^{3N} \int_0^{E/c} 4\pi p_1^2 dp_1 \dots \int_0^{E/c} 4\pi p_N^2 dp_N \delta(cp_1 + \dots + cp_N - E) \quad (29)$$

To determine the scaling of  $\Omega_N$  with  $E$ , we can rescale all the integration variables by  $p_j \rightarrow Ep_j$  use  $\delta(Ex) = \frac{1}{E}\delta(x)$  to pull all the  $E$  dependence of the integral, giving  $E^{3N-1} \approx E^{3N}$ . The remaining dimensionless integral just gives some number  $C$ . So we get

$$\Omega_N = C \times \left(\frac{E}{c\Delta p}\right)^{3N} \quad (30)$$

for some constant  $C$ . The temperature is then

$$\frac{1}{T} = \frac{\partial k_B \ln \Omega}{\partial E} = 3k_B \frac{N}{E} \quad (31)$$

and therefore

$$\bar{\varepsilon} = \frac{E}{N} = 3k_B T \quad (32)$$

So we find that there is  $k_B T$  (not  $\frac{1}{2}k_B T$ ) of energy for each linear mode of the system. Note that we did not need the constant  $C$  to compute the relationship between  $E$  and  $T$ .

So for example, if we have some quadratic and some linear modes

$$E = \underbrace{\frac{1}{2m}p_x^2 + \frac{1}{2}m x^2 + \frac{1}{2}I\omega^2 + \dots}_{Nf_q \text{ quadratic modes}} + \underbrace{cp_y + \dots}_{Nf_\ell \text{ linear modes}} \quad (33)$$

Then

$$E = N \left[ f_q \left( \frac{1}{2} k_B T \right) + f_\ell (k_B T) \right] \quad (34)$$

More generally, you can show (try it!) that if the energy scales like the coordinate to some power  $\varepsilon(y) \sim y^{\frac{2}{f}}$  then  $\Omega \sim E^{\frac{f}{2}}$  and we would get a contribution  $E = \frac{f}{2} k_B T$  to the total energy.

Suppose we want to know the probability of finding one mode excited with energy  $\varepsilon$ . Does this probability depend on whether the mode is quadratic or linear? The probability is given by the number of configurations with the other particles having  $E - \varepsilon$  energy normalized to the total number of configurations. We have found that for quadratic modes  $\Omega \sim E^{\frac{Nf_q}{2}}$  and  $E = \frac{f_q}{2} N k_B T$  and for linear modes  $\Omega \sim E^{Nf_\ell}$  and  $E = f_\ell N k_B T$ . So, let us write the general case as  $\Omega \sim E^{\frac{1}{2}fN}$  with  $E = \frac{f}{2} N k_B T$ , with  $f = 1$  for quadratic modes and  $f = 2$  for linear modes. Then, the probability we are after is

$$P(\varepsilon) = \frac{\Omega_{N-1}(E - \varepsilon)}{\Omega_N(E)} = \frac{(E - \varepsilon)^{\frac{fN}{2}}}{E^{\frac{fN}{2}}} = \left(1 - \frac{\varepsilon}{E}\right)^{\frac{fN}{2}} = \left(1 - \frac{\varepsilon}{\frac{fN}{2} N k_B T}\right)^{\frac{fN}{2}} \quad (35)$$

where  $E = \frac{fN}{2} N k_B T$  was used. Now we take  $N \rightarrow \infty$  recovering an exponential:

$$P(\varepsilon) \propto \exp\left(-\frac{\varepsilon}{k_B T}\right) \quad (36)$$

Note that the dependence on  $f$  has dropped out: the probability of finding a mode with energy  $\varepsilon$  is independent of what type of mode it is (i.e. whether it's a quadratic mode or a linear mode, vibrational or rotation, or any microscopic properties). Thus no matter how the energy is stored, the probability of finding energy  $\varepsilon$  in any mode is  $e^{-\frac{\varepsilon}{k_B T}}$ . This is very powerful and very general result in statistical mechanics.

## 4.2 Summary

The point of the equipartition theorem is that  $k_B T$  characterizes the energy in each mode *independent of the other modes*. So  $\frac{3}{2}k_B T$  is always the average kinetic energy of a non-relativistic gas, whether the gas molecules are monatomic, or complicated polymers.

More physically, equipartition implies that nature tends to a situation where no object contains more than its fair share of energy. As a simple application, consider a ball rolling down a hill. Why does it sit at the bottom of the hill? Why is energy minimized? There is nothing special about the minimum of energy from Newton's laws – a ball should roll down the hill, then roll back up the other side. But if it just oscillates around the minimum, it will have a lot of energy. Of course we know that in real life the ball stops at the bottom because there is friction. The friction causes the energy of the ball to go into heating up (exciting kinetic modes) the molecules in the dirt and the air. There is one degree of freedom for the ball, but  $N \sim 10^{24}$  for the air. Thus once equilibrium is reached, the ball only has  $10^{-24}$  of the energy it started with (so it is at rest) and the remaining energy is in the air. We'll revisit this picture more quantitatively once we have introduced the concept of free energy in Lecture 8.

## 5 Heat capacity

Because of the equipartition theorem, the relationship between the temperature  $T$  and the total energy  $E$  of a system tells us about the degrees of freedom (modes) that can be excited. Generally, we don't care about the total energy of a system since we'll never actually measure it and certainly never use it for anything, so we define the relationship between  $E$  and  $T$  differentially:

$$C_V = \left( \frac{\partial E}{\partial T} \right)_V \quad (37)$$

$C_V$  is called the **heat capacity**, or more precisely the **heat capacity at constant volume**. It tells you how much the energy goes up when you change the temperature (by adding heat, see next lecture) at constant volume. The notation  $( )_V$  means volume is held fixed when the system is heated. We could instead consider heating up the system and letting it expand so that the pressure is held constant, whence  $C_V$  is replaced by  $C_P$ . (Again, we'll talk about this more next lecture.)

For a non-relativistic ideal gas, we saw that  $E = \frac{3}{2}Nk_B T$  so  $C_V = \frac{3}{2}Nk_B$ . For other systems, with more degrees of freedom,  $C_V$  will be greater. Here is a table of some gases and their measured values of  $C_V$

| Gas                 | Ar  | He  | O <sub>2</sub> | CO   | H <sub>2</sub> | HCl  | Br <sub>2</sub> | N <sub>2</sub> O | CO <sub>2</sub> | CS <sub>2</sub> |
|---------------------|-----|-----|----------------|------|----------------|------|-----------------|------------------|-----------------|-----------------|
| $\frac{1}{Nk_B}C_V$ | 1.5 | 1.5 | 2.54           | 2.49 | 2.45           | 2.57 | 3.39            | 3.42             | 3.40            | 4.92            |

**Table 1.** Heat capacities of various gases at  $T = 15^\circ\text{C}$  and  $P = 1 \text{ atm}$ .

We see that the measured values of  $C_V$  for argon and helium are in excellent agreement with our prediction for monatomic molecules. To explain the others, we need to think about diatomic and polyatomic molecules.

### 5.1 Molecules

The energy of a monatomic molecule (atom) like Helium is all in the momentum. What happens with a diatomic molecule like  $H_2$  or a more complicated polyatomic molecule like benzene or hydrodioxytetrahydramie? Or what happens with a solid?

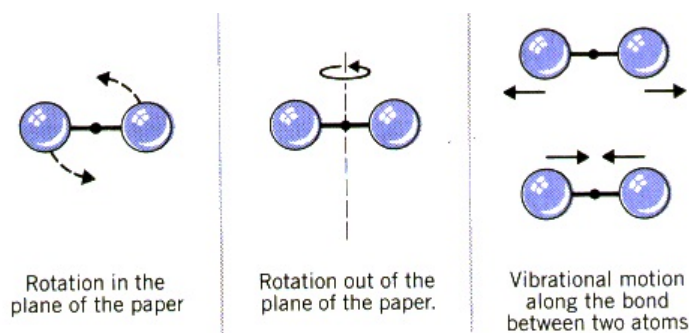
The typical picture of a molecule is of big heavy, slowly moving nuclei setting up a potential for the electrons on relatively long timescales, and then the electrons adjusting and adapting their electron cloud based on the position of the nuclei. That is, we factorize the problem, first figuring out what is going on with the nuclei, and then the electrons. This factorization approximation is called the Born-Oppenheimer approximation, and provides an excellent description of molecular dynamics. Additionally, we treat the nuclei like points, with no internal structure. This is justified because the energy required to excite nuclei is typically  $E_{\text{nuc}} \sim \text{MeV}$ . This is one million times higher than typical molecular excitation energy scales  $E_{\text{rot/vib}} \sim \text{eV}$  as will now see.

Once we have approximated the molecule as pointlike atoms, we can then consider how these atoms can be excited. The molecule can either be excited to rotate along one of 3 possible axes, or it can be excited to vibrate in various ways. During rotations all the distances between atoms are kept fixed, while during vibrations, at least one interatomic distance changes. Any possible small displacement of the atoms in the molecule can be decomposed into a basis of translations, rotations and vibrations. Both rotations and vibrations are periodic oscillations. To an excellent approximation, we can figure out the energies of these various excitations modes by first determining the classical oscillation frequencies,  $\nu_i$  and then quantizing each mode as a rotor or simple harmonic oscillator. Either way, the energies become quantized in units of  $E_i = h\nu_i$ .

To be concrete, let's begin with molecular hydrogen gas,  $H_2$ . We know from quantum mechanics that  $H_2$  comprises two hydrogen atoms bound by a covalent bond – an electron orbital shared between the two atoms. To specify the state of the molecule classically we need to give the positions and velocities of two  $H$  atoms, so we need 6 positions and 6 velocities. We want to know the energy cost for moving any of these 12 classical coordinates. Since there is no energy cost to translate the whole system, it makes sense to separate the motion of the center-of-mass from the motion relative to the center of mass. The center-of-mass we have already discussed: the energy does not depend on the position of the center-of-mass of any molecule, and the motion of the center of mass contributes the usual kinetic energy  $\frac{\vec{p}^2}{2m}$ . That is, the center-of-mass acts just like a monatomic molecules, so all the new features for more complicated molecules will come from internal motion, relative to the center of mass.

For motion relative to the center of mass of  $H_2$  we need to specify 3 positions and 3 velocities. To understand the positions, let's hold momentum fixed, say at zero. Then we can rotate the two atoms around the center of mass without stretching the covalent bond. There is no energy cost to doing so, and so the energy doesn't depend on 2 of the 3 positions. It makes sense therefore to work in spherical coordinates  $(r, \theta, \phi)$  where we see the energy can depend on  $r$  but not on  $\theta$  or  $\phi$ . The important coordinate is the distance between the two hydrogen nuclei,  $r$ . There is an equilibrium value  $r_0$  and the atoms can oscillate about this value due to the restoring potential induced by the covalent bond. Near equilibrium the force is linear (just Taylor expand – every force is linear near equilibrium), so the atoms will vibrate like simple harmonic oscillators, i.e. like springs. Call the spring constant  $k$ , so  $F = -kd$  with  $d = |\vec{x} - \vec{x}_0|$  the distance from equilibrium. The energy of a spring is  $E = \frac{1}{2}\mu d^2 + \frac{1}{2}kd^2$ , where  $\mu = \frac{m_1 m_2}{m_1 + m_2}$  is the reduced mass. The energy is part kinetic energy and part potential from stretching the spring. Both of the energies are quadratic in the variable, so we expect  $\frac{1}{2}k_B T$  of energy for each by the equipartition theorem; equivalently, we sometimes say that the vibrational mode has  $k_B T$  of energy. This takes care of the remaining position and one of the velocities.

The two remaining velocities to specify the 2 nuclei completely are angular velocities  $\dot{\theta}$  and  $\dot{\phi}$ . The molecule can rotate in two independent ways



**Figure 1.** Two rotational modes and one vibrational mode of a diatomic molecule.

Note that treating the atoms like points there is no rotation along the axis between the nuclei; Such a rotation leaves the state of the molecule unchanged. To have a third rotation axis, the molecule must be non-linear (like  $H_2O$ ).

Classically, rotational kinetic energy is  $E = \frac{1}{2}I\omega^2$ , with  $I$  the moment of inertia and  $\omega$  the angular velocity. So for two rotational modes we would have  $E = \frac{1}{2}I\omega_1^2 + \frac{1}{2}I\omega_2^2$ . Note that the moments of inertia are the same for the two rotations since they are the same motion in a different plane (see Fig. 1). Each of these energies is quadratic in the variable, so we have 2 more  $\frac{1}{2}k_B T$  excitations. In summary, the energy for a diatomic molecule is

$$E = \frac{1}{2m}p_x^2 + \frac{1}{2m}p_y^2 + \frac{1}{2m}p_z^2 + \frac{1}{2}\mu\dot{d}^2 + \frac{1}{2}kd^2 + \frac{1}{2}I\omega_1^2 + \frac{1}{2}I\omega_2^2 \quad (38)$$

This form should clarify what we mean by “mode”. In general the energy depends on the various phase-space coordinates. Writing the energy in a basis of orthogonal directions of displacement from equilibrium (the normal modes), makes it a sum of terms like in Eq. (38). Each term represents a mode.

From Eq. (38) and the equipartition theorem, we conclude that the total heat capacity for a diatomic molecule is

$$C_V = \left[ \underbrace{3 \times \frac{1}{2}}_{\text{kinetic}} + \underbrace{2 \times \frac{1}{2}}_{\text{vibrations}} + \underbrace{2 \times \frac{1}{2}}_{\text{rotations}} \right] Nk_B = \frac{7}{2}Nk_B \quad (\text{classical diatomic molecule}) \quad (39)$$

Another way to see this is that we found of the 6 position coordinates needed to describe the molecule, only the relative distance between the atoms costs energy. Of the 6 momenta, all 6 of them cost energy. So we have  $(1+6) \times \frac{1}{2}Nk_B$  total.

We conclude that  $C_V \approx 3.5Nk_B$  for a diatomic molecule. Looking at table 1 we see the data shows  $C_V = 3.39k_B T$  for  $\text{Br}_2$ , in pretty good agreement with this prediction. However, the data also lists that  $C_V = 2.45k_B T$  for  $\text{H}_2$ . So something is not right. The conflict between the heat capacity of  $\text{H}_2$  and that predicted by the (classical) equipartition theorem was first appreciated by Maxwell in 1875.

As you might have guessed, the reason our prediction is off is quantum mechanics. We assumed that we could have arbitrarily little energy in any vibrational or rotational mode. Instead, there is a lower limit. In the quantum system, we know that the energies of a harmonic oscillator are  $\varepsilon_{\text{sho}} = \hbar\sqrt{\frac{k}{m}}\left(n + \frac{1}{2}\right)$  with  $k$  the spring constant and  $m$  the mass. For a diatomic atom we have

$$\varepsilon_n = \hbar\sqrt{\frac{k}{\mu}}\left(n + \frac{1}{2}\right) = \left(n + \frac{1}{2}\right)\varepsilon_{\text{vib}} \quad (40)$$

where  $\mu = \frac{m_1 m_2}{m_1 + m_2}$  is the reduced mass and  $\varepsilon_{\text{vib}} = \hbar\sqrt{\frac{k}{\mu}}$  is the energy to excite the first vibration, from  $n=0$  to  $n=1$ .

Rotational modes have a quantized spectrum as well. After a straightforward quantum mechanics calculation, one finds

$$\varepsilon_j = j(j+1)\frac{\hbar}{2\mu c r_0^2} = \frac{j(j+1)}{2}\varepsilon_{\text{rot}} \quad (41)$$

So there is also a characteristic energy  $\varepsilon_{\text{rot}}$  scale for rotations. Generally rotational energies are lower than vibrational ones.

It's in principle possible, to compute the energies for vibrational and rotational modes using quantum mechanics, at least numerically. But it is easy to measure the energies experimentally, since there's a resonance absorption of energy of photons corresponding to the vibrational or rotational transitions. For example, hydrogen has a resonance at wavenumber  $\tilde{\nu}_{\text{vib}} = 4342\text{cm}^{-1}$  corresponding to the vibrational mode and at  $\tilde{\nu}_{\text{rot}} = 60\text{cm}^{-1}$  corresponding to a rotational mode. Here  $\tilde{\nu}$  is spectroscopy notation for wavenumber, defined as the the inverse of the wavelength  $\tilde{\nu} = \frac{1}{\lambda} = \frac{\nu}{c}$  (physicists use  $k = \frac{2\pi}{\lambda} = 2\pi\frac{\nu}{c}$  for wavenumber which differs by  $2\pi$ ). To convert between wavenumbers and Kelvin we use

$$k_B = 1.38 \times 10^{-23} \frac{J}{K} = 8.617 \times 10^{-5} \frac{\text{eV}}{K} \quad (42)$$

$$h = 4.14 \times 10^{-15} \text{eV} \cdot \text{s} \quad (43)$$

$$c = 2.99 \times 10^8 \frac{m}{s} \quad (44)$$

So room temperature,  $298\text{ K}$  corresponds to  $25\text{ meV}$  or  $4 \times 10^{-21}\text{ J}$ . Also,

$$\frac{k_B}{hc} = \frac{0.69\text{ cm}^{-1}}{K} \quad (45)$$

Thus for  $H_2$

$$\varepsilon_{\text{vib}} = hc\tilde{\nu}_{\text{vib}} = 0.54\text{ eV}, \quad \frac{\varepsilon_{\text{vib}}}{k_B} = \frac{hc}{k_B}\tilde{\nu}_{\text{vib}} = 6300\text{ K} \quad (46)$$

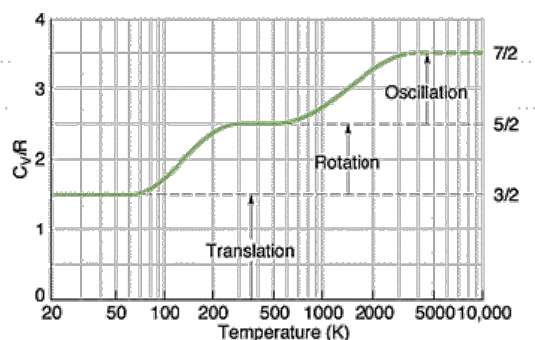
$$\varepsilon_{\text{rot}} = hc\tilde{\nu}_{\text{rot}} = 7.4\text{ meV}, \quad \frac{\varepsilon_{\text{rot}}}{k_B} = \frac{hc}{k_B}\tilde{\nu}_{\text{rot}} = 86\text{ K} \quad (47)$$

Thus at room temperature, rotational modes of  $H_2$  are excited but not vibrational ones. In other words, the vibrational modes are not available at room temperature so the equipartition theorem does not apply to them. Using this, we can refine our prediction. With the the 3 center-of-mass momenta degrees of freedom, plus 2 rotational ones we get

$$\frac{1}{Nk_B}C_V = \frac{5}{2} \quad (\text{hydrogen, rotation only}) \quad (48)$$

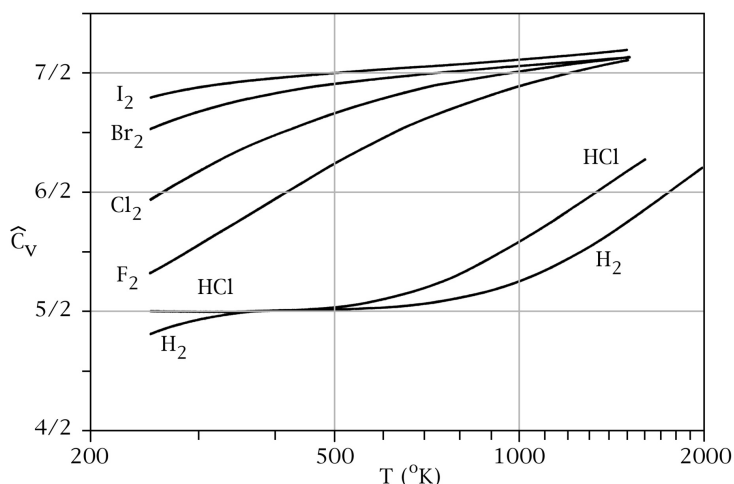
now in great agreement with measured value of 2.45 in Table 1. This result is one of the most accessible tests of quantum mechanics: classical mechanics predicts  $C_V = \frac{7}{2}Nk_B$  while quantum mechanics predicts  $C_V = \frac{5}{2}Nk_B$ .

If we were to increase the temperature, the heat capacity would look something like this



**Figure 2.** Cartoon of the heat capacity of  $H_2$  as a function of temperature

Fig 2 is a cartoon, and not very realistic. Actual data looks more like this :



**Figure 3.** Heat capacities for various molecules

To understand this data, we can think about the scaling of the rotational and vibrational energies with mass. From Eqs. (40) and (41) we see that a larger reduced mass decreases both the vibrational and rotational energies. Thus what is going on in this figure is that the heavier molecules, iodine and bromine, are exciting all 7 degrees of freedom by  $1000\text{ K}$  while the lighter ones, hydrogen and hydrogen-chloride, only excite rotational modes at that temperature. That the heavier ones get above  $\frac{7}{2}$  says that something else is getting excited too. Can you guess what?

At room temperature, a good approximation is that for most molecules vibrational modes cannot be excited, but rotational ones can. Monatomic molecules (like He) have no rotational modes, linear molecules (like  $\text{H}_2$ ) have two, and non-linear molecules (like  $\text{H}_2\text{O}$ ) have 3 rotational modes. Thus, including the three kinetic degrees of freedom, the rule of thumb is

$$\frac{C_V}{Nk_B} = \frac{3}{2} \quad (\text{monatomic}), \quad \frac{C_V}{Nk_B} = \frac{5}{2} \quad (\text{diatomic/linear}), \quad \frac{C_V}{Nk_B} = 3 \quad (\text{nonlinear}) \quad (49)$$

For air, for example, which is mostly  $\text{N}_2$  and  $\text{O}_2$ , the experimental value is 2.63, in pretty good agreement with this prediction. More accurate predictions require details of the vibrational spectrum. We'll come back to the vibrational and rotational spectra, computing the heat capacity precisely and quantitatively comparing to data, in Lecture 7 in the context of the canonical ensemble, and again Lecture 10 with quantum statistical mechanics.

## 5.2 Solids

What is the heat capacity of a solid? A simple model of a solid is a lattice of atoms connected by little springs (covalent bonds). If there are  $N$  atoms, then we specify the state of the system with  $3N$  degrees of freedom. The contribution to the heat capacity due to the momentum of any atom is the usual  $\frac{3}{2}k_B T$ . The contribution from the position of each atom is also  $\frac{3}{2}k_B T$ . So the total is  $C_V = 3Nk_B$ . Another way to see it is that there are vibrational modes in each direction. Each vibrational mode gives  $k_B T$  (half potential and half kinetic), so the total is again  $C_V = 3Nk_B$ .

This leads to

- **The law of Dulong and Petit:** the molar heat capacity of many metals is roughly constant.

where

- The **molar heat capacity** is the heat capacity per mole of a substance. Molar heat capacity is also called **molar specific heat** and often denoted by a lowercase  $c$ .

and

- A **mole** of a substance is Avogadro's number  $N_A = 6.02 \times 10^{23}$  of that thing

So the number of moles  $n$  in  $N$  particles of something is  $n = \frac{N}{N_A}$ . Thus the molar heat capacity is  $c = 3N_A k_B = \text{constant}$ . When using moles we also use

- **The ideal gas constant:**  $R \equiv N_A k_B = 8.314 \frac{\text{J}}{\text{mol} \cdot \text{K}}$

“mol” in this expression is a very strange object for a physicist, it's a unit without dimensions. In terms of  $R$ , the molar heat capacity is  $c = 3R$ , as observed experimentally by Dulong and Petit in 1819. Here is a table of various molar specific heats similar to what Dulong and Petit might have measured.

| Element   | Al   | Bi   | Cu   | Au   | Ag   | Pb   | $\text{H}_2\text{O}$ | $\text{C}_2\text{H}_5\text{OH}$ |
|---|------|------|------|------|------|------|----------------------|---------------------------------|
| Molar specific heat $\left(\frac{\text{J}}{\text{mol} \cdot \text{K}}\right)$ | 24.3 | 25.7 | 24.5 | 25.6 | 24.9 | 26.4 | 75.2                 | 111                             |

**Table 2.** Molar specific heats for various metals, contrasted with water and ethanol which do not satisfy the law of Dulong and Petit.

To understand deviations from the law of Dulong and Petit, we need a better model of a solid. We will construct such models, such as the Debye model and the Einstein model, in Lecture 13.

A common related quantity is the

- The **specific heat:**  $S$  = heat capacity per unit mass.

That is

$$S \equiv \frac{\Delta E}{m \Delta T} = \frac{C_V}{m} \quad (50)$$

Specific heat has units of  $\frac{J}{\text{kg} \cdot K}$ .

## 6 Principle of maximum entropy

In Section 2 we defined the entropy as

$$S = k_B \ln \Omega \quad (51)$$

We showed that  $\frac{\partial S}{\partial E} = \frac{1}{T}$  was the same among systems that can exchange energy. To show this, we used that the number of configurations  $\Omega(E)$  was a very rapidly growing function of energy. Then the system was exponentially likely to be close to the value of  $E$  to where  $\Omega(E)$  is maximized. Another way to say this is that the system is exponentially likely to be the state of maximum entropy.

The idea of maximizing entropy is very powerful. In this section we will see a very general way to use it, called **the principle of maximum entropy** or **maxent**. This principle says to find the probability distributions that maximize  $\ln \Omega$  using only what is known about the system (total number of particles, total energy, total volume, etc). It is a very general method, proposed in 1957 by E.T Jaynes. It turns out to be very powerful, not just for physics, but for statistics, information theory, artificial intelligence, finance and many other areas of intellectual enquiry. We will use it in physics for a general derivation of the Boltzmann factor  $e^{-\varepsilon/k_B T}$  and to provide a new powerful formula for entropy, related to the  $H$  in the Boltzmann  $H$  theorem.

### 6.1 Fixed particle number

For our first application of the principle of maximum entropy, consider the question: suppose we have  $N$  particles and have  $m$  categories in which to split them. For example, we might have  $m$  energy levels in a quantum system, or  $m$  regions in a box. Let's label the  $m$  groups  $i = 1 \dots m$ . If you pick a particle at random, what is the probability it would come from group  $i$ ? This question is so simple that you can probably guess the answer. The next question we will ask is if the particles in box  $i$  have energies  $\varepsilon_i$  and the total energy is  $E$ , what is the probability that if you pick a particle at random it will have energy  $\varepsilon_i$ ? The answer to the second question is not so obvious. But by solving the first question the right way, the solution to the second will be easy.

For the first question, with no mention of energy, we consider the ways to divide the  $N$  particles into the  $m$  groups. Each group can have some number  $n_i$  of particles in it. Since we know the total number of particles, we have

$$\sum_{i=1}^m n_i = N \quad (52)$$

Note that we are not fixing  $n_i$ , so you should imagine there are many possible values that the  $n_i$  can take for a given  $m$  and  $N$ .

Now, how many ways are there of splitting the  $N$  particles into  $m$  groups of size  $n_i$ ? For example with 8 particles ( $N = 8$ ) and 1 group ( $m = 1$ ) then  $n_1 = 8$  and there is  $1 = \frac{8!}{8!}$  way. With two groups ( $m = 2$ ) there are  ${}_N C_n = \binom{N}{n} = \frac{N!}{n!(N-n)!}$  ways of picking  $n_1 = n$  particles for the first group, with the other  $n_2 = N - n$  particles in the second group. For an arbitrary number of groups, we can work out the formula by putting all the particles in a row. There are  $N!$  ways of doing this. Then we take the first  $n_1$  into group 1, the second  $n_2$  into group 2 and so on. There are  $n_1!$  of the original orderings which put the same  $n_1$  particles in group 1, and  $n_2!$  which put the particles in group 2, and so on. Thus, the total number of ways of divvying up the particles is

$$\Omega = \frac{N!}{n_1! \dots n_m!} \quad (53)$$

This formula is due to Boltzmann. It is a generalization of the binomial distribution.

Now, if  $N$  and the  $n_i$  are all very large, then we can use Stirling's approximation:

$$\ln \Omega \sim N \ln N - N - \sum_{i=1}^m (n_i \ln n_i - n_i) = N \ln N - \sum_{i=1}^m n_i \ln n_i = -N \sum_{i=1}^m \frac{n_i}{N} \ln \frac{n_i}{N} \quad (54)$$

Defining  $f_i = \frac{n_i}{N}$  this gives

$$\boxed{\ln \Omega = -N \sum_i f_i \ln f_i} \quad (55)$$

This is a very important result, originally due to Boltzmann. It is a form of writing entropy in terms of fractions of particles, rather than  $\Omega$  which is just the total number of microstates.

Since  $\sum_i n_i = N$  so that  $\sum f_i = 1$  the fractions have interpretation of probabilities:  $f_i$  is the probability that if you pick a particle at random it will be from group  $i$ . Now wait, you say, we already know that  $f_i = \frac{n_i}{N}$ , so we know these probabilities. Yes, that's true. The probability  $f_i$  is just the number of particles in that group divided by  $N$ . Picking any particle is equally likely, as with the postulate of equal a priori probabilities. But we're allowing  $n_i$  to vary. The principle of maximum entropy will tell us what the most probable values for the  $f_i$  (and hence  $n_i$ ) are.

Before computing  $f_i$ , it is worth noting that  $\ln \Omega$  in Eq. (55) looks nearly identical to Boltzmann's quantity  $H$  from his  $H$  theorem

$$H = -\sum P_i \ln P_i \quad (56)$$

we just have to identify  $H = \frac{\ln \Omega}{N}$ . Since  $S = k_B \ln \Omega$  we can also identify Boltzmann's  $H$  with entropy. Recall that the  $H$  theorem says that (assuming molecular chaos)  $H$  always increases. A general consequence of this is that entropy always increases as well (the 2<sup>nd</sup> law of thermodynamics). We'll discuss entropy in great detail more over the next few lectures.

Now let's apply the principle of maximum entropy. What is the most probable configuration? We want to maximize  $\ln \Omega$  over  $f_i$  subject to the constraint that  $\sum_i n_i = N$  or equivalently  $\sum f_i = 1$ . To maximize a function with constraints, we use **Lagrange multipliers**. Lagrange multipliers are a powerful mathematical tool. The idea behind them is to turn the problem of maximizing a function of  $n$  variables with constraints into a problem of maximizing a function of more than  $n$  variables with no constraints. Explicitly, we want to find values of  $f_i$  and  $\alpha$  that maximize

$$\ln \Omega = -N \sum_{i=1}^m f_i \ln f_i - \alpha (\sum n_i - N) \quad (57)$$

Here  $\alpha$  is the Lagrange multiplier. Variations of  $\ln \Omega$  with respect to  $\alpha$  would enforce the constraint. Importantly however, we don't want to impose the constraints directly in  $\ln \Omega$ . Instead, we compute partial derivatives with respect to  $f_i$  first, then we put the constraints in afterwards.

Since  $N$  is constant we can equally well maximize  $\frac{\ln \Omega}{N}$  as  $\ln \Omega$ . Dividing Eq. (57) through by  $N$  gives

$$\frac{\ln \Omega}{N} = -\sum_{i=1}^m f_i \ln f_i - \alpha (\sum f_i - 1) \quad (58)$$

Taking the derivative with respect to  $f_i$  then gives

$$\frac{\partial}{\partial f_i} \frac{\ln \Omega}{N} = -(1 + \ln f_i) - \alpha \quad (59)$$

This is zero (and  $\ln \Omega$  is maximized) when

$$f_i = e^{-\alpha-1} \quad (60)$$

Varying Eq. (58) with respect to  $\alpha$  gives

$$1 = \sum_{i=1}^m f_i = m e^{-\alpha-1} \quad (61)$$

So that

$$\alpha = \ln m - 1 \quad (62)$$

and therefore

$$f_i = \frac{1}{m} \quad (63)$$

We have found that, if we don't know anything about the system except for the total number of particles and the number of groupings  $m$ , then the probability of finding a particle in group  $i$  is  $f_i = \frac{1}{m}$ .

As a special case, consider taking  $m = N$  so that each microstate is a single particle configuration. Then maxent reproduces the postulate of equal a priori probabilities. That should not be surprising, since we derived the postulate of equal a priori probabilities from the Boltzmann  $H$  theorem. But Eq. (63) is a more general result than the postulate.

## 6.2 Fixed average energy

Now for the harder question. Suppose that the groups labelled  $i$  have energies  $\varepsilon_i$  and that we know the total energy  $E = \sum n_i \varepsilon_i$  or equivalently the average energy  $\bar{\varepsilon} = \frac{E}{N}$ . What are the most probable values of the probabilities  $f_i = \frac{n_i}{N}$  given the  $\varepsilon_i$  and  $\bar{\varepsilon}$ ? The constraint on the average energy is that

$$\sum f_i \varepsilon_i = \bar{\varepsilon} = \frac{E}{N} \quad (64)$$

Now we want to maximize  $\ln \Omega$  subject to the constraints in Eqs. (52) and (64). We introduce two Lagrange multipliers for this case, giving

$$\frac{1}{N} \ln \Omega = - \sum_{i=1}^m f_i \ln f_i - \alpha \left( \sum_i f_i - 1 \right) - \beta \left( \sum_i f_i \varepsilon_i - \bar{\varepsilon} \right) \quad (65)$$

Differentiating with respect to  $f_i$  gives

$$-\ln f_i - 1 - \alpha - \beta \varepsilon_i = 0 \quad (66)$$

So that

$$f_i = e^{-1-\alpha-\beta \varepsilon_i} \quad (67)$$

Already this is a very powerful result. It says that if all we know is the average value of some quantity, through  $\sum \varepsilon f(\varepsilon) = \bar{\varepsilon}$ , then our best guess at the probabilities should be exponential functions  $f(\varepsilon) \propto e^{-\beta \varepsilon}$ .

Next we impose the constraints. Differentiating Eq. (65) with respect to  $\alpha$  gives the total-number constraint

$$1 = \sum_i f_i = e^{-1-\alpha} \sum_i e^{-\beta \varepsilon_i} \quad (68)$$

It is handy at this point to define

$$Z \equiv \sum_i e^{-\beta \varepsilon_i} \quad (69)$$

Thus the  $\alpha$  constraint implies

$$Z = e^{1+\alpha} \quad (70)$$

In terms of  $Z$ , Eq. (67) becomes

$$f_i = \frac{1}{Z} e^{-\beta \varepsilon_i} \quad (71)$$

This is our answer. The probability of picking a particle at random and finding it to have energy  $\varepsilon_i$  decreases exponentially with  $\varepsilon_i$ . Starting from basically nothing we have found a very general formula, that the probability of finding a particle with energy  $\varepsilon$  is

$$\boxed{P(\varepsilon) = \frac{1}{Z} e^{-\beta \varepsilon}} \quad (72)$$

The variations around this probability are very small, scaling like  $\frac{1}{\sqrt{N}}$  by the law of large numbers. This is one of the most important equations in all of statistical mechanics, perhaps all of physics. It says that, in equilibrium, the probability of finding something with energy  $\varepsilon$  is proportional to a Boltzmann factor  $e^{-\beta\varepsilon}$ .

Varying Eq. (65) with respect to  $\beta$  gives

$$\bar{\varepsilon} = \sum_i f_i \varepsilon_i = \frac{1}{Z} \sum_i \varepsilon_i e^{-\beta\varepsilon_i} \quad (73)$$

This says that the average energy is given by the sum over the possible energies times the probability of finding those energies.

Another consequence of Eq. (65) is that (after putting back  $\bar{\varepsilon} = NE$ )

$$\beta = \frac{\partial \ln \Omega}{\partial E} \quad (74)$$

Using  $S = k_B \ln \Omega$  we see that the Lagrange multiplier  $\beta$  is the same as the  $\beta = \frac{1}{k_B T}$  in Eq. (13) (which is why we chose the same letter). Note that we are not maximizing  $\ln \Omega$  with respect to  $E$  (only to  $f_i$ ,  $\alpha$  and  $\beta$ ), so we do not set  $\frac{\partial \ln \Omega}{\partial E}$  equal to zero.

### 6.3 Preview

While on the subject of maxent, it is convenient to preview some connections that will be clearer a little later on. You can just skim this discussion but may want to come back to it later.

Since  $\beta$  has the interpretation as (inverse) temperature, you might naturally ask what is the interpretation of  $\alpha$ ? Just like Eq. (74) we find

$$\alpha = \frac{\partial \ln \Omega}{\partial N} \quad (75)$$

This quantity  $\alpha$  is related to the **chemical potential**  $\mu$  as  $\alpha = -\frac{\mu}{k_B T}$ . The chemical potential is a quantity, like temperature, that is constant among systems in equilibrium. A third is pressure,  $P \propto \frac{\partial \ln \Omega}{\partial V}$ . While you are probably somewhat familiar with pressure already, chemical potential may take some time to understand. We will tackle chemical potential starting in Lecture 7. I only introduced the partition function and the chemical potential here because they appear naturally when using the principle of maximum entropy. It will take some time to understand both concepts, so don't worry about them now.

We have treated the possible energies as discrete values  $\varepsilon_i$ . It is often easier to think of the energies as being continuous, as in a classical system. So rather than a discrete index  $i$  of the groups of particles, we can use a continuous label  $x$ . In the continuum limit, the results from this section can be phrased set of mathematical results about functions  $P(x)$  that maximize a functional  $H[P(x)]$  defined as

$$H[P] = - \int_{-\infty}^{\infty} dx P(x) \ln P(x) \quad (76)$$

For example, if we only constrain the probabilities to be less than 1,  $0 \leq P(x) \leq 1$ , and properly normalized,  $\int dx P(x) = 1$  then  $H[P]$  is maximized when  $P(x) = \text{constant}$ . This is what we found in Section 6.1. If we also constrain the mean,  $\bar{x} = \int dx x P(x)$ , then  $H$  is maximized by an exponential:  $P(x) = Z e^{-\beta x}$  with  $Z$  and  $\beta$  fixed by imposing the mean and normalization constraints, as we found in Section 6.2. Can you guess what distribution maximizes  $H[P]$  if we fix the mean  $\bar{x}$  and the standard deviation  $\sigma$ ?<sup>2</sup> Similarly, one finds the Poisson distribution and the binomial distribution as those that maximize  $H[P]$  subject to appropriate constraints.<sup>3</sup> Thus, maxent gives a satisfying way to understand the universality of various statistical distributions.

2. Answer: a Gaussian. You should check this yourself!

3. A summary of some probability distributions and associated constraints can be found on wikipedia: [https://en.wikipedia.org/wiki/Maximum\\_entropy\\_probability\\_distribution](https://en.wikipedia.org/wiki/Maximum_entropy_probability_distribution)

You might recognize  $H[P]$  as Boltzmann's  $H$  function from Lecture 3. Boltzmann's  $H$  theorem says that  $H$  always increases with time. We'll come back to  $H$ , and see that it directly proportional to entropy, in Lecture 6.

## 7 Summary

This lecture defined temperature using statistical mechanics. The main points are

- If two systems with numbers of microstates  $\Omega_1(N_1, V_1, E_1)$  and  $\Omega_2(N_2, V_2, E_2)$  are allowed to exchange energy keeping to total energy  $E = E_1 + E_2$  fixed, then in equilibrium

$$\left. \frac{\partial \ln \Omega_1(N_1, V_1, E)}{\partial E} \right|_{E=\langle E_1 \rangle} = \left. \frac{\partial \ln \Omega_2(N_2, V_2, E)}{\partial E} \right|_{E=\langle E_2 \rangle} \quad (77)$$

- Because of these derivatives are equal, we define  $\beta = \frac{\partial \ln \Omega(E)}{\partial E}$ .  $\beta$  is the same for any two systems in equilibrium and **temperature** is defined as  $T = \frac{1}{k_B \beta}$  with  $k_B$  Boltzmann's constant.
- At temperature  $T$ , the probability of finding energy  $\varepsilon$  in *anything* is  $P(\varepsilon) = \frac{1}{Z} e^{-\frac{\varepsilon}{k_B T}}$ , where  $Z$  is defined so the sum of probabilities is 1. This very general rule is the most important result of statistical mechanics.
- A special case is the Maxwell-Boltzmann distribution:  $P(\vec{p}) = \left( \frac{1}{2\pi m k_B T} \right)^{3/2} e^{-\frac{1}{k_B T} \frac{\vec{p}^2}{2m}}$ . This gives the distribution of momenta/velocities of any system in equilibrium.
- **Entropy** is defined in terms of  $\Omega$  as  $S = k_B \ln \Omega$ , so then  $\frac{1}{T} = \frac{\partial S(N, V, E)}{\partial E}$ .
- Entropy of a monatomic ideal gas is given by the Sakur-Tetrode equation

$$S = N k_B \left[ \ln \frac{V}{N} + \frac{3}{2} \ln \left( \frac{4\pi m E}{3 N h^2} \right) + \frac{5}{2} \right] \quad (78)$$

- In equilibrium, energy is distributed evenly among all available modes. Each mode gets  $\frac{1}{2} k_B T$  of energy if the energy depends quadratically on the degree of freedom for the mode, or  $k_B T$  of energy if the dependence is linear. The quadratic case is the one relevant for chemistry. In that case, the **equipartition theorem** says that each mode gets  $\frac{1}{2} k_B T$  of energy.
- Heat capacity at constant volume is defined as  $C_V = \left( \frac{\partial E}{\partial T} \right)_V$ .
- In gases of molecules, there are translational, rotational, and vibrational modes. Typically, at room temperature, only rotational and translational modes can be excited due to the  $e^{-\varepsilon/k_B T}$  factor, since typically  $\varepsilon_{\text{rot}} \lesssim k_B T \lesssim \varepsilon_{\text{vib}}$ .
- The law of Dulong and Petite says that the heat capacity per unit mass of most metals is constant. It follows from the equipartition theorem.
- The **principle of maximum entropy** is a general statistical trick for determining probability distributions using constraints: you maximize the entropy function subject to the constraints. Constraining only the total number, maxent predicts  $P$  is constant. Constraining the total number and the mean predicts  $P$  is an exponential:  $P = a e^{-x/a}$ . Knowing the temperature means knowing the mean energy, thus, maxent predicts the Boltzmann factor  $P \sim e^{-\beta \varepsilon}$ . The simplicity of maxent, and how little it assumes, helps explain why the Boltzmann factor is universal.